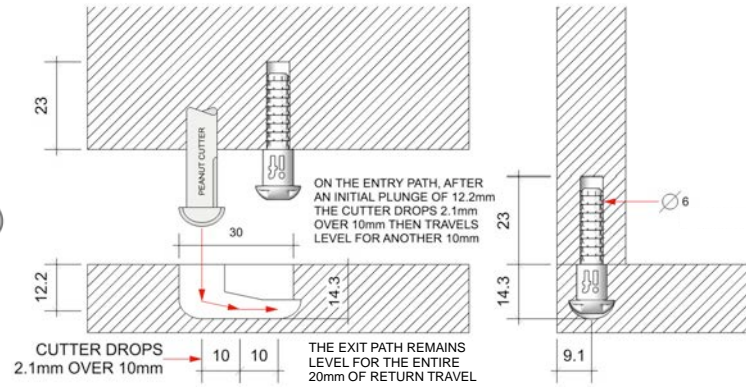
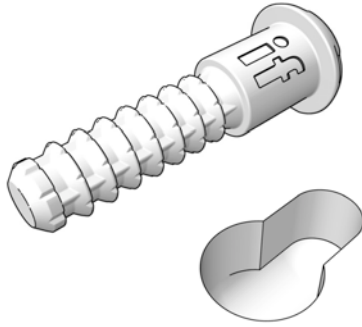
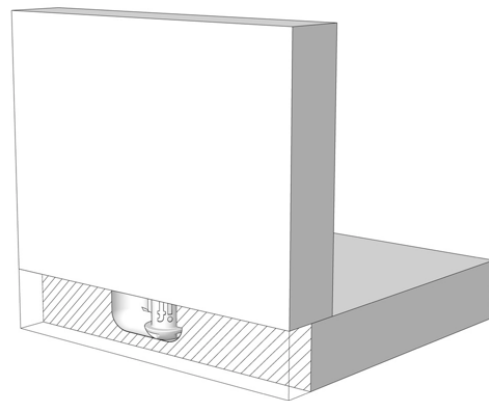
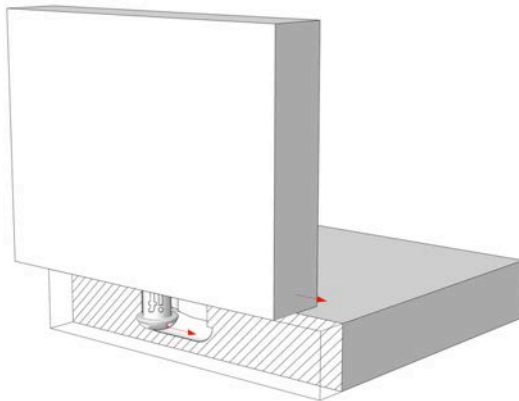
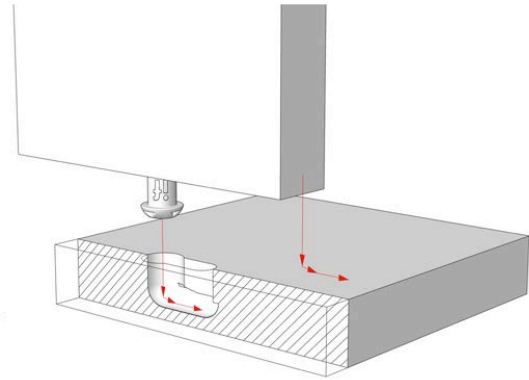
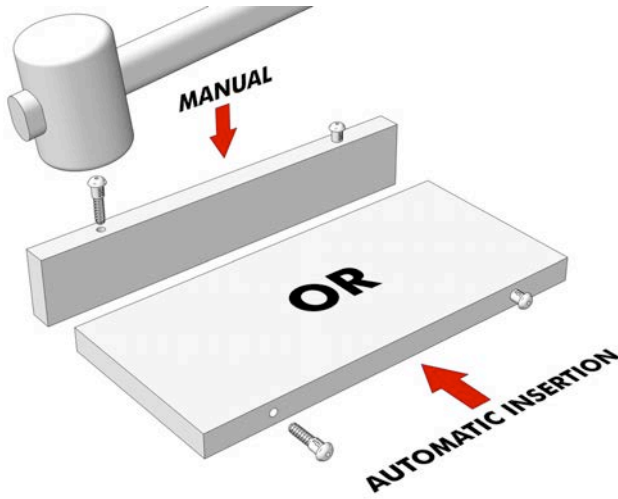




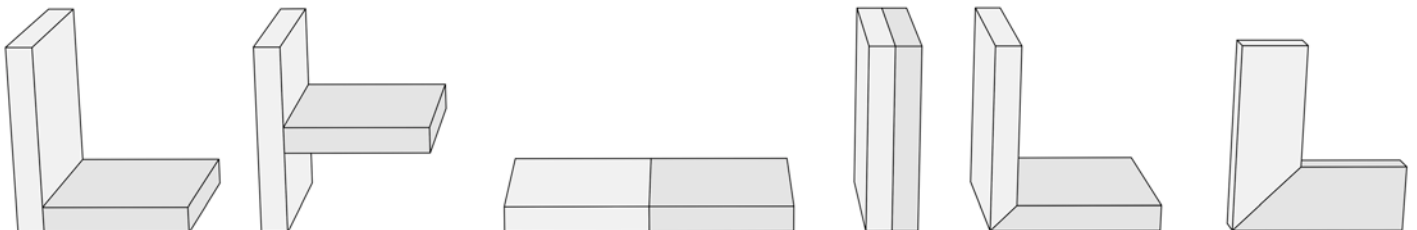
Machining



Assembly



Applications





Technical Specifications

PEANUT® 3 Technical data

COMPONENT COMPOSITION	GLASS-FIBRE REINFORCED PLASTIC
MATERIAL THICKNESS	>15.3MM
TOLERANCE (PEANUT® CUTTER SLOT)	+0.3mm and -0.4mm (DEPTH)

Strength Data

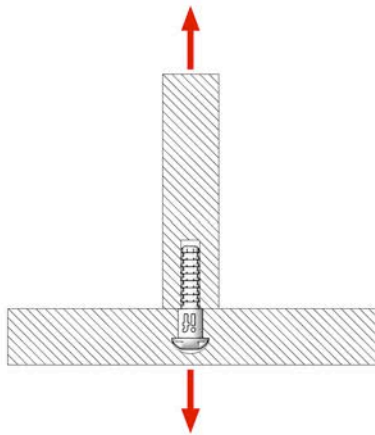


Fig. A

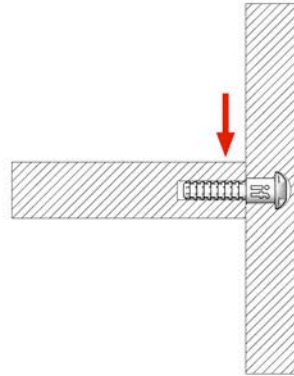


Fig. B

PEANUT® 3 Tensile strength. Fig. A (based on 1 component):

TESTED BY:



MATERIAL	AVERAGE TENSILE STRENGTH (Fig. A)
PARTICLE BOARD (18mm MFC) from EGGER	900 N / 90 KG (1 COMPONENT WITH GLUE)
MDF (18mm)	1050 N / 105 KG (1 COMPONENT WITH GLUE)

PLEASE NOTE THAT THE STRENGTH MAY VARY DEPENDING ON MATERIAL AND QUALITY OF MATERIAL USED.

PEANUT® 3 Shear strength. Fig B (based on 2 components):

TESTED BY:



MATERIAL	AVERAGE SHEAR STRENGTH (Fig. B). 6mm Hole.
PARTICLE BOARD (18mm MFC) from EGGER	800 N / 80 KG
MDF (18mm)	1300 N / 130 KG

PLEASE NOTE THAT THE STRENGTH MAY VARY DEPENDING ON MATERIAL AND QUALITY OF MATERIAL USED.

PEANUT® 3 TOOLING REQUIREMENTS:

IF SOLID CARBIDE PEANUT CUTTER	MAX RPM 14000	CREATES 6500+ SLOTS (BASED ON MELAMINE FACED PARTICLE BOARD) THIS TOOL CANNOT BE SHARPENED
6mm SOLID CARBIDE DRILL		ANY 6mm DRILL WILL WORK (WE HAVE A SOLID CARBIDE DRILL GIVES BEST RESULTS)