



The FS 900 Edge Sander is designed solely for working on wood and similarly machinable materials.


Features include:

- Variable speed sanding table tilts 90°-45°
- Platen for sanding veneers
- Table height adjustment 150 mm
- Belt drive rollers with a 80 mm (3 1/8") diameter and 160 mm (6") diameter
- Oscillating sanding belt with independent oscillating motor
- Sanding belt length 2200 mm, sanding belt width 150 mm

Please note machine images may show optional equipment.


Felder FS900 KF Edge Sander-

FELDER.




Tilt-able table

The sanding table can be tilted to any position between 0° and 45° for angular sanding work.



(Optional) Table Extension

An additional table extension can be mounted underneath the main table. Can be retrofitted at any time.



Additional table for radius sanding

The additional table for curved and rounded sanding is easily fitted.

Specifications

Motor	3kW (4hp)
Speed	11m/sec
Table size	1440 x 220mm
Table tilt	0 to 45°
Sanding belt size	2200 x 150mm

Specs shown are for the standard model we offer, but Felder offer a variety of options, so talk to us about customising a machine to suit you.

Specifications are subject to change without notice.

Auckland
19 Allens Road, East Tamaki
Auckland 2013
Ph (09) 271 7700
Fax (09) 271 7728

Christchurch
159 Ferry Road, Waltham
Christchurch 8011
Ph (03) 366 2013
Fax (03) 366 2021

Call free: 0800 522 577
Copyright © 2024 W & R Jack Limited.

